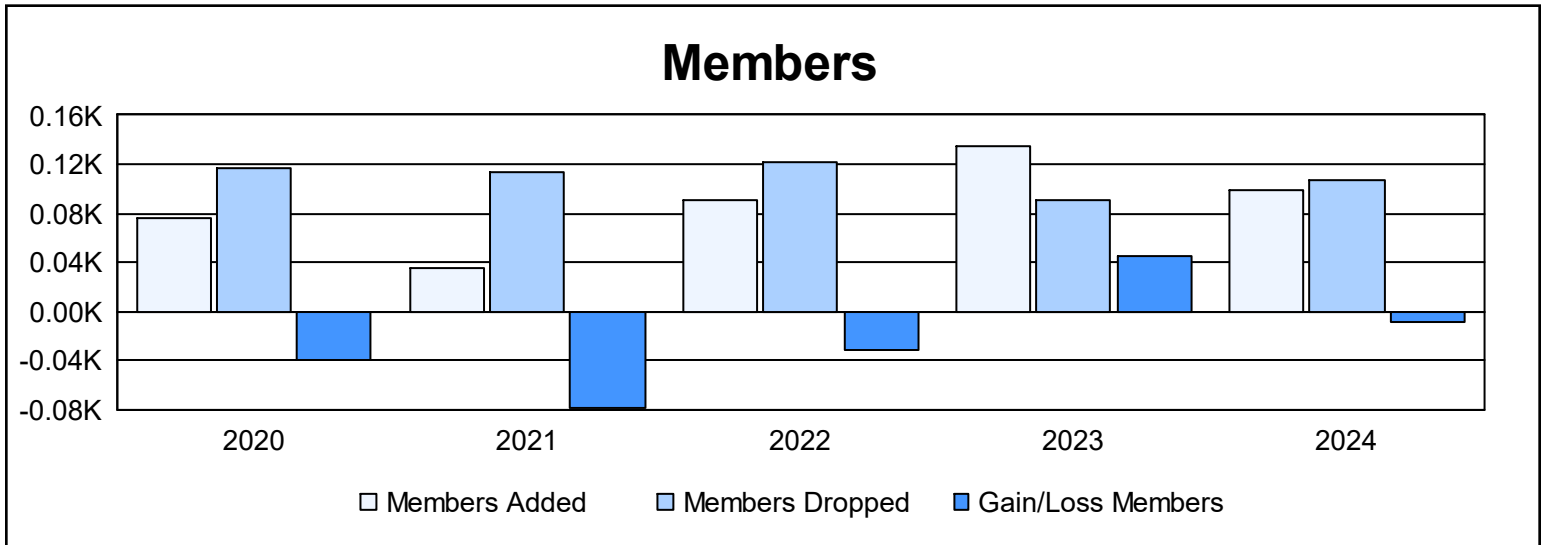
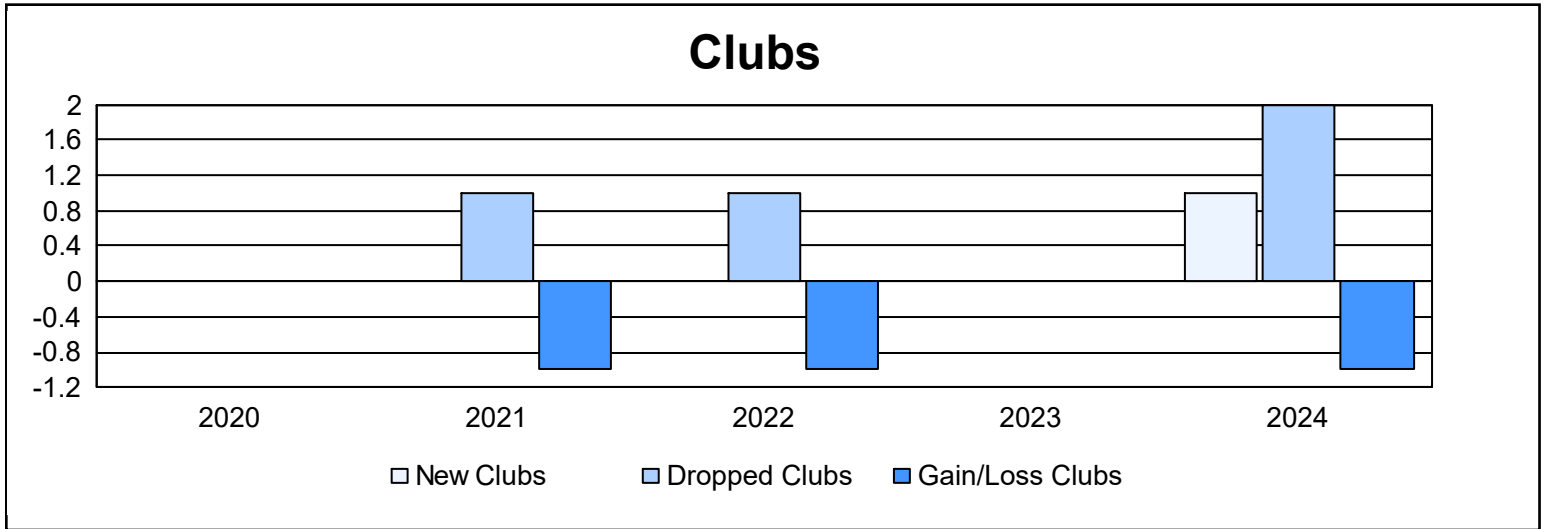
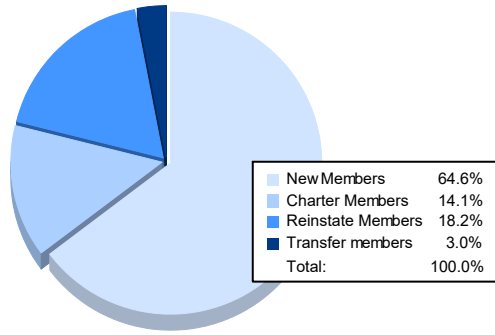


Year	New Clubs	Dropped Clubs	Gain/ Loss Clubs	New Members	Charter Members	Reinstate Members	Transfer Members	Total Member Added	Total Members Dropped	Gain/ Loss Members
2019-2020	0	0	0	72	1	2	1	76	116	-40
2020-2021	0	1	-1	31	0	2	2	35	114	-79
2021-2022	0	1	-1	75	0	7	8	90	121	-31
2022-2023	0	0	0	125	0	8	2	135	90	45
2023-2024	1	2	-1	64	14	18	3	99	107	-8
<b>Average</b>	<b>0</b>	<b>1</b>	<b>-1</b>	<b>73</b>	<b>3</b>	<b>7</b>	<b>3</b>	<b>87</b>	<b>110</b>	<b>-23</b>



### Membership Composition June 2024 Cumulative



### Gender Composition June 2024 Cumulative

